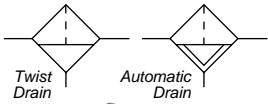
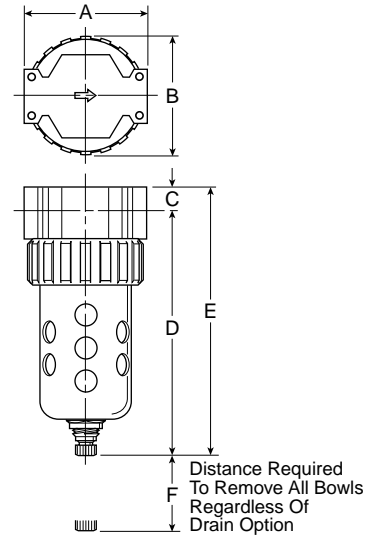


F602 Filters – Compact



Features

- Excellent water removal efficiency
- Unique deflector plate and shroud creates a swirling of the air stream ensuring maximum water and dirt separation
- Large filter element surface guarantees low pressure drop and increased element life
- Optional automatic float drain available
- Shown with recommended metal bowl guard
- High flow: 1/4" – 53 SCFM[§]
 3/8" – 80 SCFM[§]
 1/2" – 85 SCFM[§]



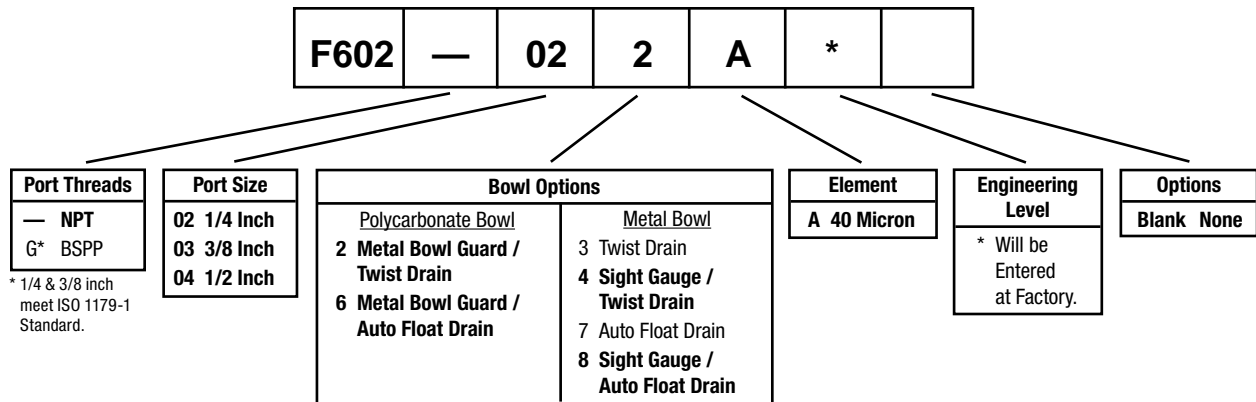
Port Size	NPT	
	Twist Drain	Automatic Float Drain
Poly Bowl [‡] / Metal Guard		
1/4"	F602-022A*	F602-026A*
3/8"	F602-032A*	F602-036A*
1/2"	F602-042A*	F602-046A*
Metal Bowl / Sight Gauge		
1/4"	F602-024A*	F602-028A*
3/8"	F602-034A*	F602-038A*
1/2"	F602-044A*	F602-048A*

F602 Filter Dimensions			
A	B	C	D
2.81 (71)	2.74 (70)	.53 (13)	5.69 (145)
D [†]	E	E [†]	F
5.74 (146)	6.22 (158)	6.27 (159)	2.25 (57)

Inches (mm)
[†] With Automatic Float Drain

Standard part numbers shown bold.
 For other models refer to ordering information below.
[‡] For polycarbonate bowl see Caution on inside cover.
[§] SCFM = Standard cubic feet per minute at 90 PSIG inlet and 5 PSIG pressure drop.

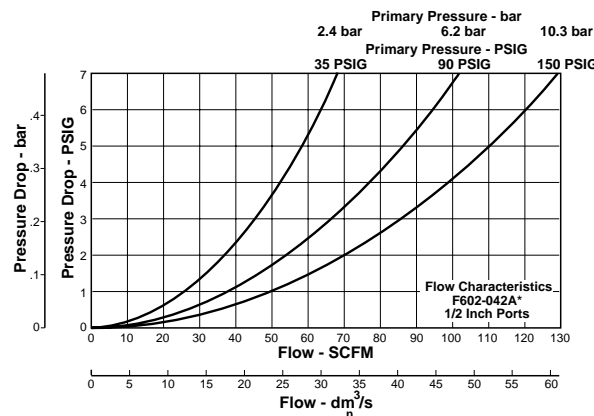
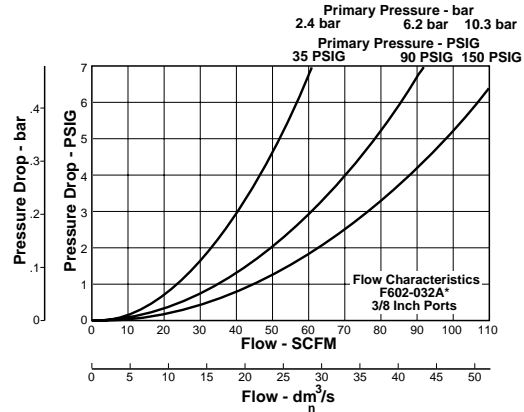
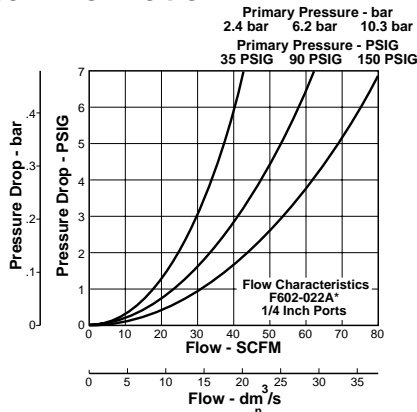
Ordering Information



BOLD ITEMS ARE MOST POPULAR.



Technical Information



F602 Filter Kits & Accessories

- Bowl Guard KitPS705
- Bowl Kits –**
- Poly Bowl –
- Automatic Float DrainPS722
- Twist Drain.....PS732
- Polycarbonate (B) (Old F602).....BK602Y
- Metal Bowl –
- Automatic Float Drain.....PS726
- Twist Drain.....PS734
- Sight Gauge / Automatic Float DrainPS723
- Sight Gauge / Twist Drain.....PS735
- Metal with Sight Gauge (W) (Old F602)BK605WY
- DPI Replacement KitPS781
- Drain Kits –**
- Automatic Float Drain.....PS506
- Twist Drain.....PS512
- Internal Auto (All) (Old F602).....SA602MD
- Manual Twist (All) (Old F602)SA600Y7-1
- Filter Element Kits –**
- 40 MicronPS701
- 5 Micron (B,W) (Old F602).....EK602VY
- 40 Micron (B,W) (Old F602).....EK602Y
- Mounting Bracket KitPS743
- Mounting Bracket Kit (Old F602).....(All) SAF602-0571
- Sight Gauge Kit.....PS914
- Specifications**
- Bowl Capacity 4.4 Ounces
- Sump Capacity 1.75 Ounces
- Port Threads 1/4, 3/8, 1/2 Inch

Pressure & Temperature Ratings –

- Without Differential Pressure Indicator:
 - Polycarbonate Bowl – 0 to 150 PSIG (0 to 10.3 bar)
32°F to 125°F (0°C to 52°C)
 - Metal Bowl – 0 to 250 PSIG (0 to 17.2 bar)
32°F to 175°F (0°C to 80°C)
- With Differential Pressure Indicator: 0 to 150 PSIG (0 to 10.3 bar)
32°F to 125°F (0°C to 52°C)
- Automatic Float Drain – 15 to 250 PSIG (1.0 to 17.2 bar)
- Weight..... 1.4 lb. (0.6 kg)

Materials of Construction

- Body..... Zinc
- Bowls..... Transparent Polycarbonate or
Metal (Zinc) With or Without Sight Gauge
- Bowl Guards Steel
- CollarPlastic
- Deflector, Shroud & BafflePlastic
- Drains –**
- Twist Drain – Body & Nut.....Plastic
- Automatic Float Drain – Housing, Float.....Plastic
- Seals..... Nitrile
- Springs, Push RodStainless Steel
- Filter Elements –**
- 40 Micron (Standard)Plastic
- Adsorber (Optional) Activated Charcoal
- Seals Nitrile
- Sight Gauge Nylon

