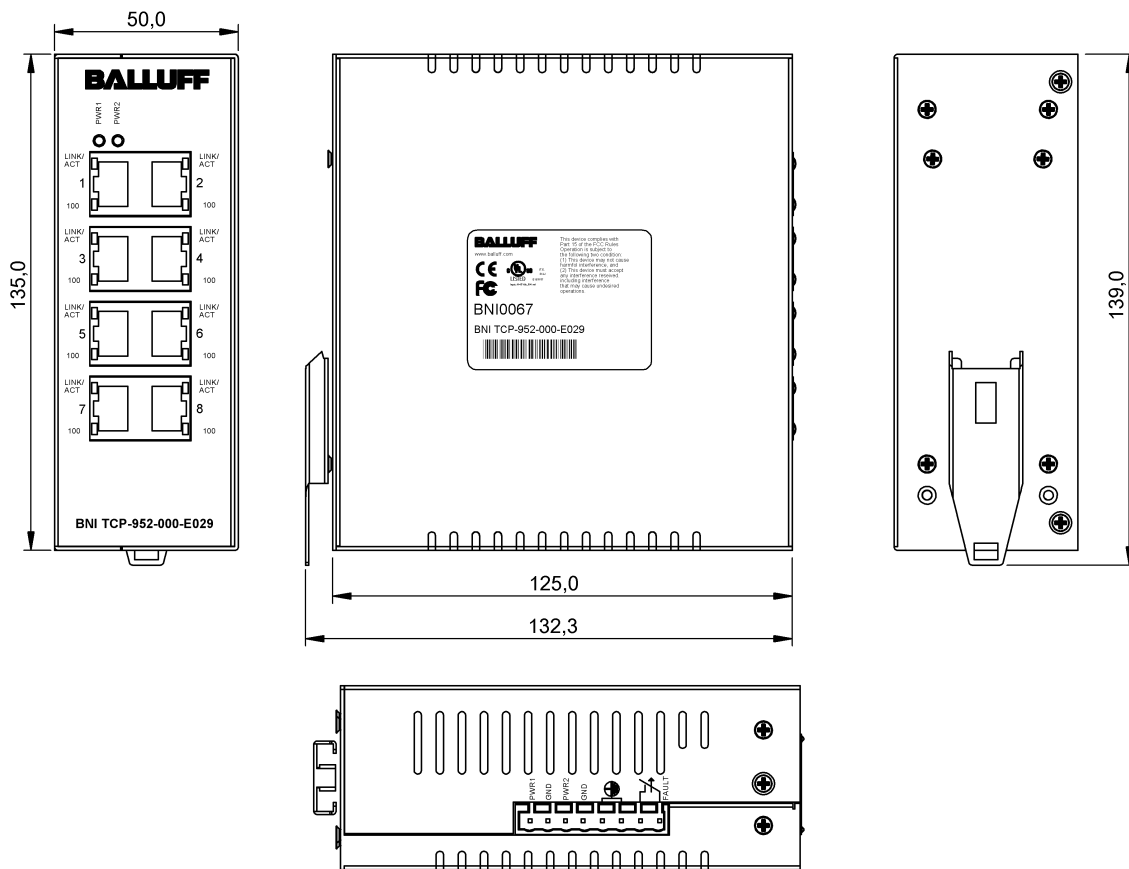


BNI TCP-952-000-E029

BNI0067



## Display/Operation

Active transmission indicator	LED green
Data rate indicator	LED yellow
Module supply indicator	LED green

## Electrical connection

Cable type (IEE 802.3)	Shielded twisted pair: min. STP CAT5/STP CAT5e
Connection (COM 1)	UPLINK: RJ45-Female, 8-pole
Connection slots	8x RJ45-Female, 8-pole

## Electrical data

Flow control	Half Duplex/Full Duplex (IEEE 802.33x-Pause)
Input current max. at 24 V	150 mA
Operating voltage $U_b$	12...48 VDC
Rated operating voltage $U_e$ DC	24 V
Transfer rate	10...100 Mbit/s

## Environmental conditions

Ambient temperature	-20...60 °C
---------------------	-------------

EN 60068-2-6, Vibration

5 g, 10...150 Hz, amplitude 0.35 mm

Protection type IEC 60529

IP30

Storage temperature

-40...85 °C

## General data

Approval/Conformity	CE
Style	Two-row

## Material

Housing material	Plastic
Housing shield	yes

## Mechanical data

Fastening detail	DIN rail mounting
------------------	-------------------

## Output/Interface

Auxiliary interfaces	4x Ethernet TCP
Interface	Ethernet TCP/IP 10Base-T/100Base-TX

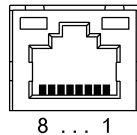
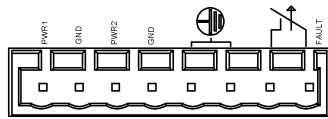
BNI TCP-952-000-E029  
BNI0067

Installation instructions

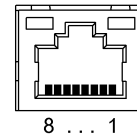
See short guide

Remarks

## Connector view



PIN 1: Output TD + PIN 2: Output TD- PIN 3: Input RD +  
RD + PIN 4: n.c. PIN 5: n.c. PIN 6: Input RD - PIN  
7: n.c. PIN 8: n.c. Standard Port



PIN 1: Input RD + PIN 2: Input RD - PIN 3: Output  
TD + PIN 4: n.c. PIN 5: n.c. PIN 6: Output TD -  
PIN 7: n.c. PIN 8: n.c. UPLINK port