

- Female M12
- Male M8
- straight / straight



General attributes

Additional features	Drag chain compatible
Approvals / Conformity	cULus LISTED
Cable jacket color	yellow
Enclosure Type per IEC 60529	IP67 / IP67
Function indicator	No / No
Function indicator (PIN 2)	No
Function indicator (PIN 4)	No
Power indicator	No / No

Electrical attributes

Operating voltage UB max. AC [V]	60.0 V
Operating voltage UB max. DC [V]	60.0 V
Rated current (40°C)	4.0 A
Switching function	Normally open (NO)
Switching output	No

Mechanical attributes

Ambient temp. max. (fixed)	105 °C
Ambient temp. max. (moving)	105 °C
Ambient temp. min. (fixed)	-50 °C
Ambient temp. min. (moving)	-40 °C
Bending cycles	> 10 Mio.
Bending radius fixed cable	min. 5 x D
Bending radius tensioned cable	min. 10 x D

Cable diameter D	5.3 +/- 0.13 mm
Cable jacket material	TPE
Cable length L [m]	1.00 m
Conductor cross-section	22 AWG
Connector configuration	straight / straight
Connector type	M12, A-coded
	M08x1
Connector type (Header I)	Female M12
Connector type (Header II)	Male M8
Contact material	CuZn / CuZn
Cover nut material	GD-Zn / GD-Zn
Drag chain compatible	Yes
Grip material	TPE
Number of conductors	3
Number of female/male pins	5 / 3
System	molded / molded
Tightening torque pigtail	0.6 Nm / 0.4 Nm

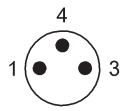
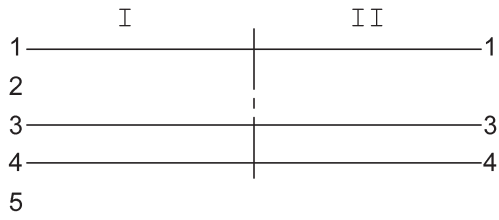
Additional text

E54661 RU AWM STYLE 20327 105C 300V 22 AWG/3 LL54185 CSA AWM I/II A/B105C 300V FT1
 Raw cable: E101876 22AWG/3 (UL) PLTC 105C or AWM 20327 105C 300V
 Flame-Retardant
 Flame-Resistance FT1/VW-1
 Cable Conductors according to UL-20327

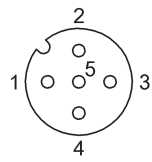
Connector/cable

BCC M415-M313-3F-300-EX43T2-010

Order code: BCC05JH



II



I